



SHORTSTOPP® 60

Plugging Machines Sizes: 1-1/4" through 12"



T. D. Williamson, Inc.

Bulletin No: 2020.001.00

Date: February 1999

Cross Indexing No: n/a

Supersedes: 601 (3/1/81)



■ **SHORTSTOPP® 60
Plugging Machine**
For 2"



■ **SHORTSTOPP® 60
Plugging Machine**
For 6"

Description

The SHORTSTOPP® 60 Plugging Machine is a temporary pipe plugging device which provides an economical, effective way to stop off piping under pressure without shutdown.

It can be used to isolate pipe sections for repairs, additions or replacements, to relocate or extend lines, and to tie in new lines, all without interrupting flow.

Features

The SHORTSTOPP 60 Plugging Machine is versatile. It can be easily converted to a completion machine by replacing the plugging head with a plug

holder. An 8" (DN 200) plugging machine can stop either 6" (DN 150) or 8" lines by using the applicable size plugging head. A 12" (DN 300) plugging machine can be similarly adapted to stop off both 10" (DN 250) and 12" lines.

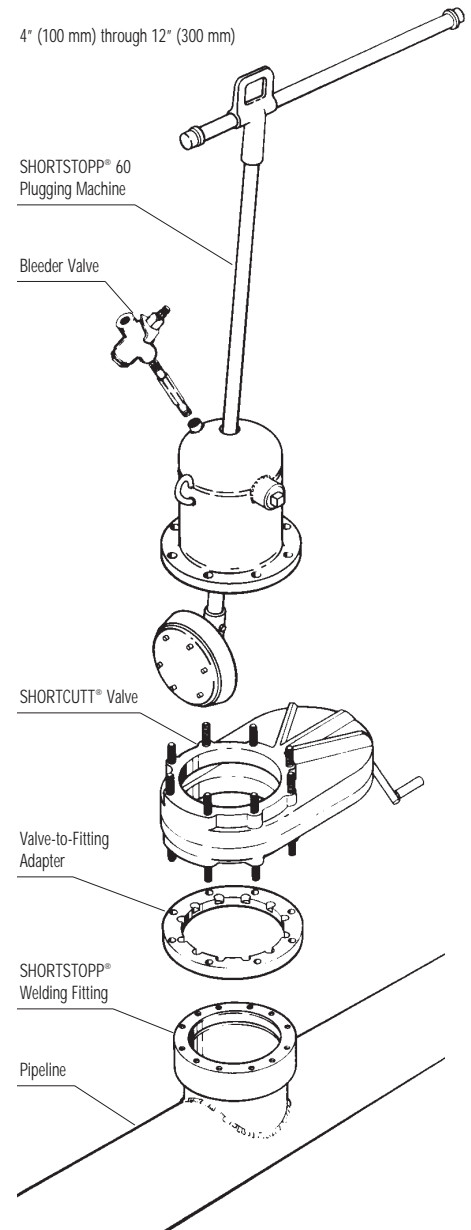
Available in sizes 1-1/4" (DN 32) through 12", the SHORTSTOPP 60 Plugging Machine has a maximum operating pressure of 60 psi (4 bar) and a maximum operating temperature of 180°F (82°C).

The plugging machine is easily installed through TDW SHORTCUTT® Valves on SHORTSTOPP® Fittings. These fittings are designed for ASME Class 150 service.

Refer to data sheets.

■ Typical Setup

4" (100 mm) through 12" (300 mm)



ISO 9001 Certified

Toll Free

1-888-TDWmSon (839-6766)



SHORTSTOPP® 60 Plugging System

1-1/4" (DN 32) SHORTSTOPP® Plugging Machine

Description	Part Number	Lbs.	Kg.
2" (50 mm) plugging machine with a 1-1/4" (32 mm) plugging head, chip sweep, completion plug holder, valve adapter, punch and punch guide.	08-0351-0000	6-1/2	3
Without the plugging machine. (Plugging head and other components only for use with 2" machine.)	08-0352-0000	1-1/2	1

2" and 3" (DN 50 and DN 80) SHORTSTOPP® Plugging Machine

Description	2" (DN 50)			3" (DN 80)		
	Part Number	Lbs.	Kg.	Part Number	Lbs.	Kg.
Plugging machine with plugging head, chip sweep and completion plug holder.	08-0261-0000	6	3	08-1682-0000	10-1/2	5
Plugging machine with plugging head only.	08-0265-0000	5-1/2	2.5	08-1681-0000	10	5
Completion machine including housing and plug holder assembly with crank throw control bar.	08-0142-0000	6-1/2	3	08-0144-0000	11	5

Bleeder Valves

Bleeder Valve	00-0774-0001
Nipple	00-0220-0001

Bleeder valves are required for bleeding off trapped pressure.

4" through 12" (DN 100 - DN 300) SHORTSTOPP® Plugging Machines

Size		Plugging Machine with Plugging Head and Chip Sweep			*Plugging Head and Chip Sweep only		
		Part Number	Lbs.	Kg.	Part Number	Lbs.	Kg.
Inches	DN						
4	100	08-0100-0000	30-1/2	14	--	--	--
6	150	08-0101-0000	55-1/2	25	08-0326-0000	9	5
8	200	08-0102-0000	81	37	--	--	--
10**	250	08-1675-0000	175	79	08-0328-0000	29	13
12	300	08-0104-0000	191	87	--	--	--

* This additional equipment, plus adapters, is needed to stop off 6" (150 mm) or 10" (250 mm) lines if you already have an 8" (200 mm) or a 12" (300 mm) plugging machine.

** 10" (250 mm) SHORTCUTT® Valve not available. The 10" SHORTSTOPP® Plugging Machine 08-1675-0000 is equipped with 12" (300 mm) housing for use with 12" SHORTCUTT® Valve and 12" x 10" adapter.

Components

Completion Plug Holders					Standard Sealing Cups					*Thin Wall Pipe Sealing Cups		
Size		Weight			Minimum I. D.		Maximum I. D.			Maximum I. D.		
Inches	DN	Part Number	Lbs.	Kg.	Part Number	Inches	mm	Inches	mm	Part Number	Inches	mm
1-1/4	32	08-0367-0001	.4	.2	08-0114-0125	1.312	33.3	1.380	35.1	--	--	--
2	50	08-2301-0000	.8	.4	08-0114-0002	2.067	52.5	2.125	54.0	08-0501-0002	2.157	54.8
3	80	08-2302-0000	1	.5	08-0114-0003	3.068	77.9	3.188	81.0	08-0502-0003	3.260	82.8
4	100	08-0121-0000	3	1	08-0114-0004	4.026	102.3	4.188	106.4	08-0502-0004	4.260	108.2
6	150	08-0122-0000	2 3/8	1	08-0114-0006	6.065	154.0	6.313	160.4	08-0502-0006	6.375	161.9
8	200	08-0123-0000	4	2	08-0114-0008	7.981	202.7	8.281	210.3	08-1719-0008	8.500	215.9
10	250	08-0124-0000	5	2	08-0114-0010	10.020	254.5	10.374	263.5	08-1719-0010	10.625	269.9
12	300	08-0125-0000	10	5	08-0114-0012	11.938	303.2	12.374	314.3	08-1719-0012	12.562	319.1

*Use thin wall cups only when pipe I. D. exceeds the maximum for standard cups.

For adapters, see Bulletin Number 2100.002.00 or 2100.003.00.

For other plugging machine accessories and replacement parts, refer to the SHORTSTOPP® 60 Plugging Machine manual.

Tapping and SHORTSTOPP® 60 Plugging Machine

Equipment Needed to Plug a 1-1/4" Gas Main



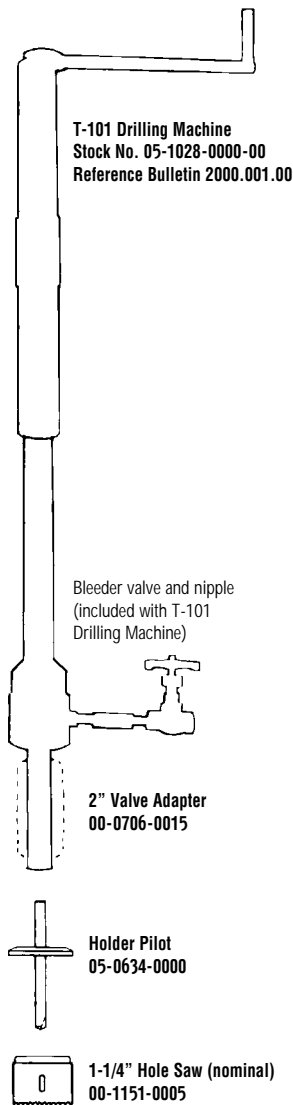
T. D. Williamson, Inc.

Data Sheet No. **SS60-1-1/4**

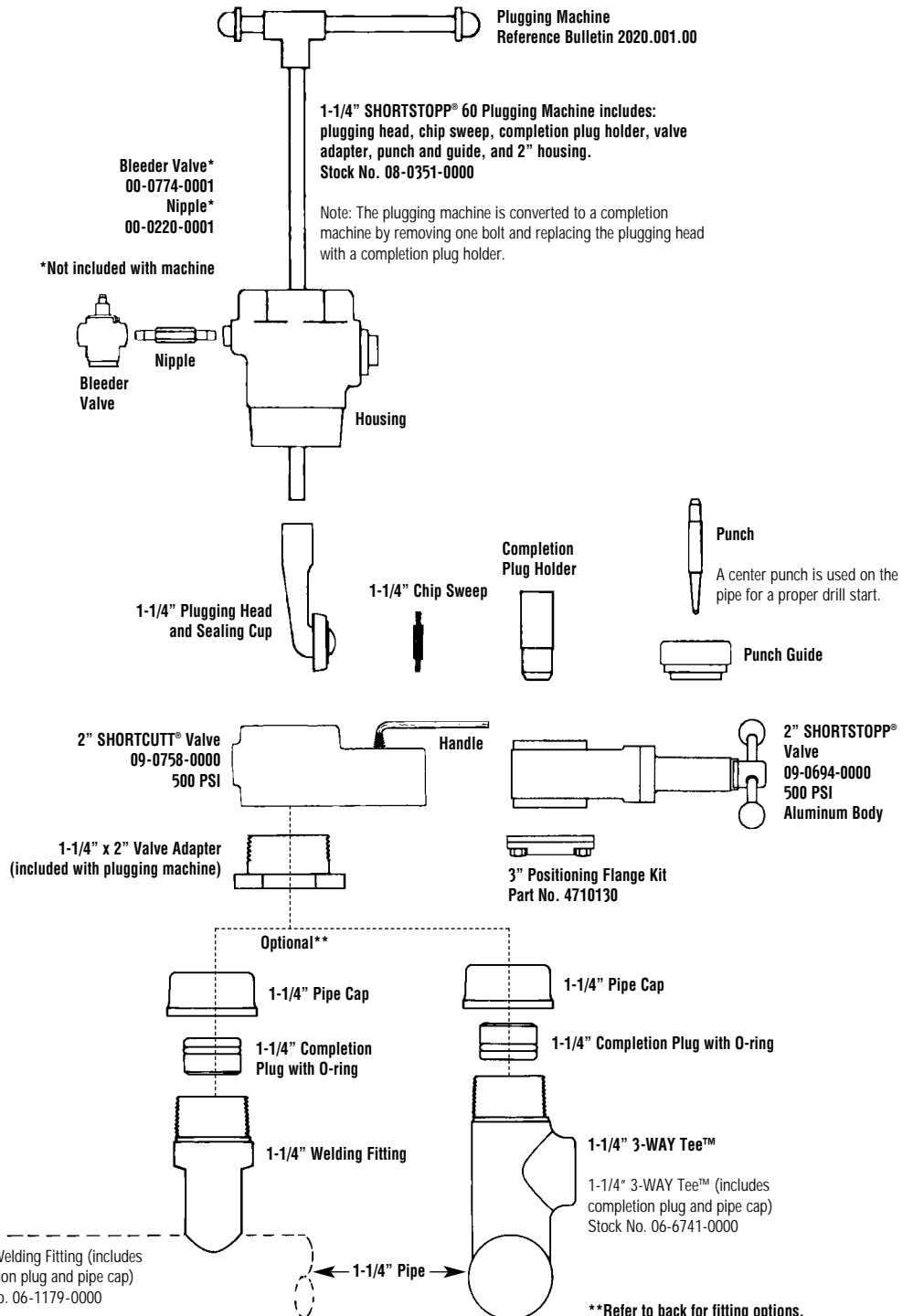
Date: March 1999

Supersedes: n/a

Tapping



Plugging





T. D. Williamson, Inc.

Data Sheet No. **SS60-1-1/4**

Fittings

Tapping and **SHORTSTOPP® 60** Plugging Machine 1-1/4" Gas Main



■ **Welding Fitting**
See Bulletin 2100.003.00



■ **3-WAY Tee™**
See Bulletin 2100.002.00

■ Note: Consult your TDW representative for additional fitting options.

■ Note: If you already have 2" SHORTSTOPP® plugging equipment, the additional accessories shown below are all that are needed to plug 1-1/4" mains (plus Welding Fittings).

Part Number
08-0352-0000




1-1/4" Plugging Head and Sealing Cup



1-1/4" Chip Sweep



Completion Plug Holder



Valve Adapter



Punch



Punch Guide

Separate Items



Holder Pilot
05-0634-0000



1-1/4" Hole Saw (nominal)
00-1151-0005

1-1/4" plugging head, chip sweep, completion plug holder, adapter for 2" tapping valve, punch and guide.
Stock No. 08-0352-0000

Tapping and SHORTSTOPP® 60 Plugging Machine

Equipment Needed to Plug a 2" Gas Main



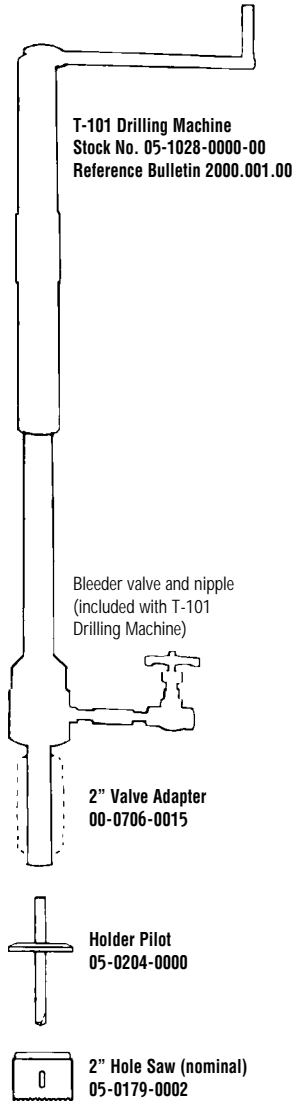
T. D. Williamson, Inc.

Data Sheet No. **SS60-2**

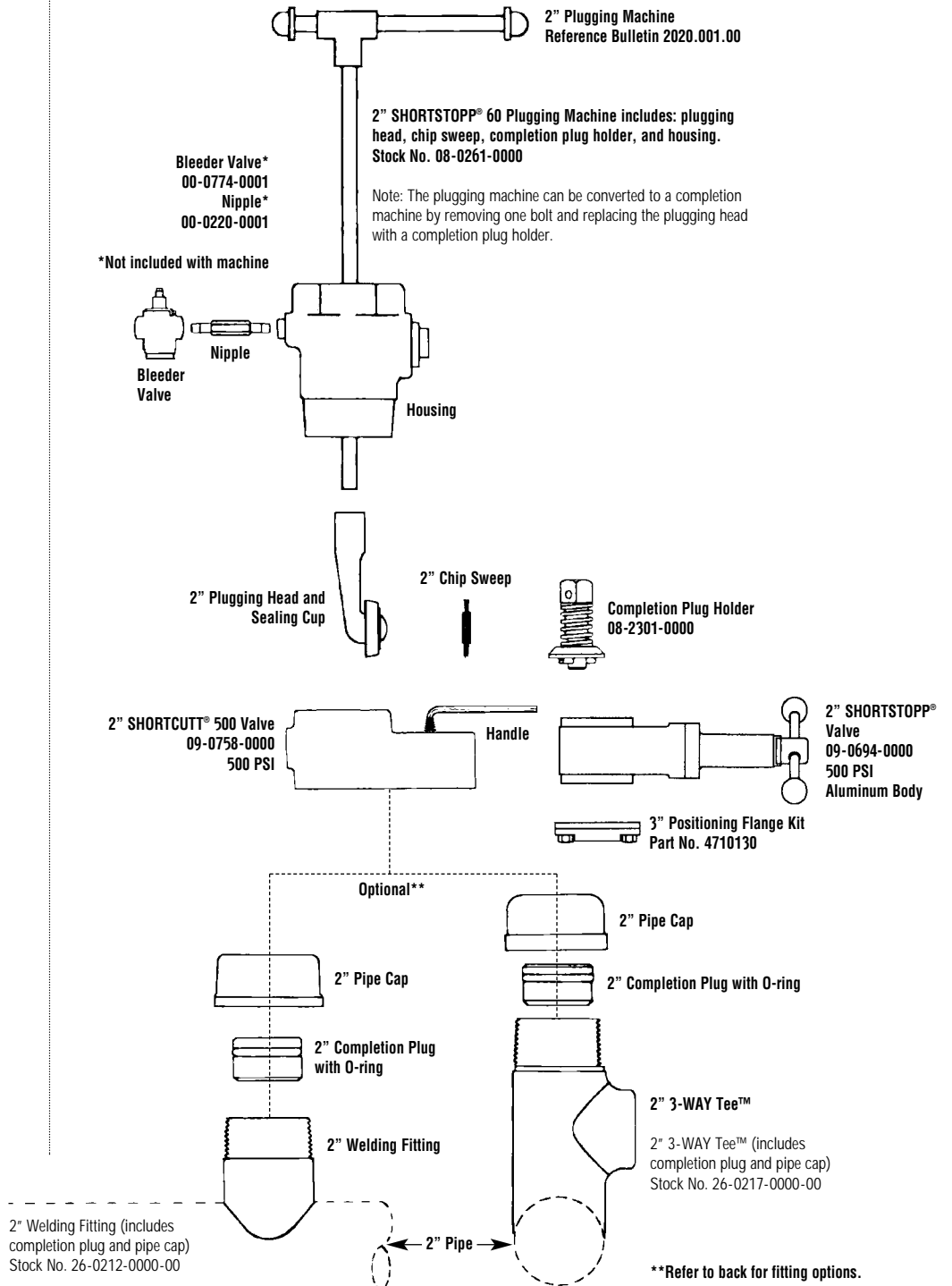
Date: March 1999

Supersedes: n/a

Tapping



Plugging





T. D. Williamson, Inc.

Data Sheet No. **SS60-2**

Fittings

Tapping and **SHORTSTOPP® 60** Plugging Machine 2" Gas Main



■ **Welding Fitting**
See Bulletin 2100.003.00



■ **Spherical 3-WAY Tee™**
See Bulletin 2100.007.00



■ **3-WAY Tee™**
See Bulletin 2100.002.00



■ **Mechanical SHORTSLEEVE™ Fitting**
See Bulletin 2100.002.00

■ Note: Consult your TDW representative for additional fitting options.

Tapping and SHORTSTOPP® 60 Plugging Machine

Equipment Needed to Plug a 3" Gas Main



T. D. Williamson, Inc.

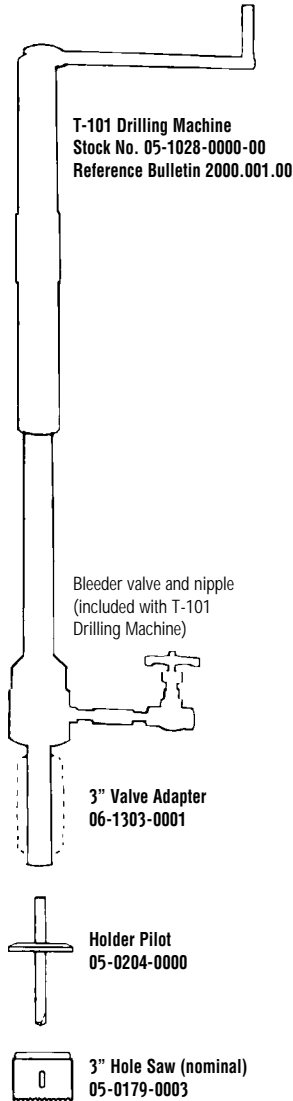
Data Sheet No. **SS60-3**

Date: March 1999

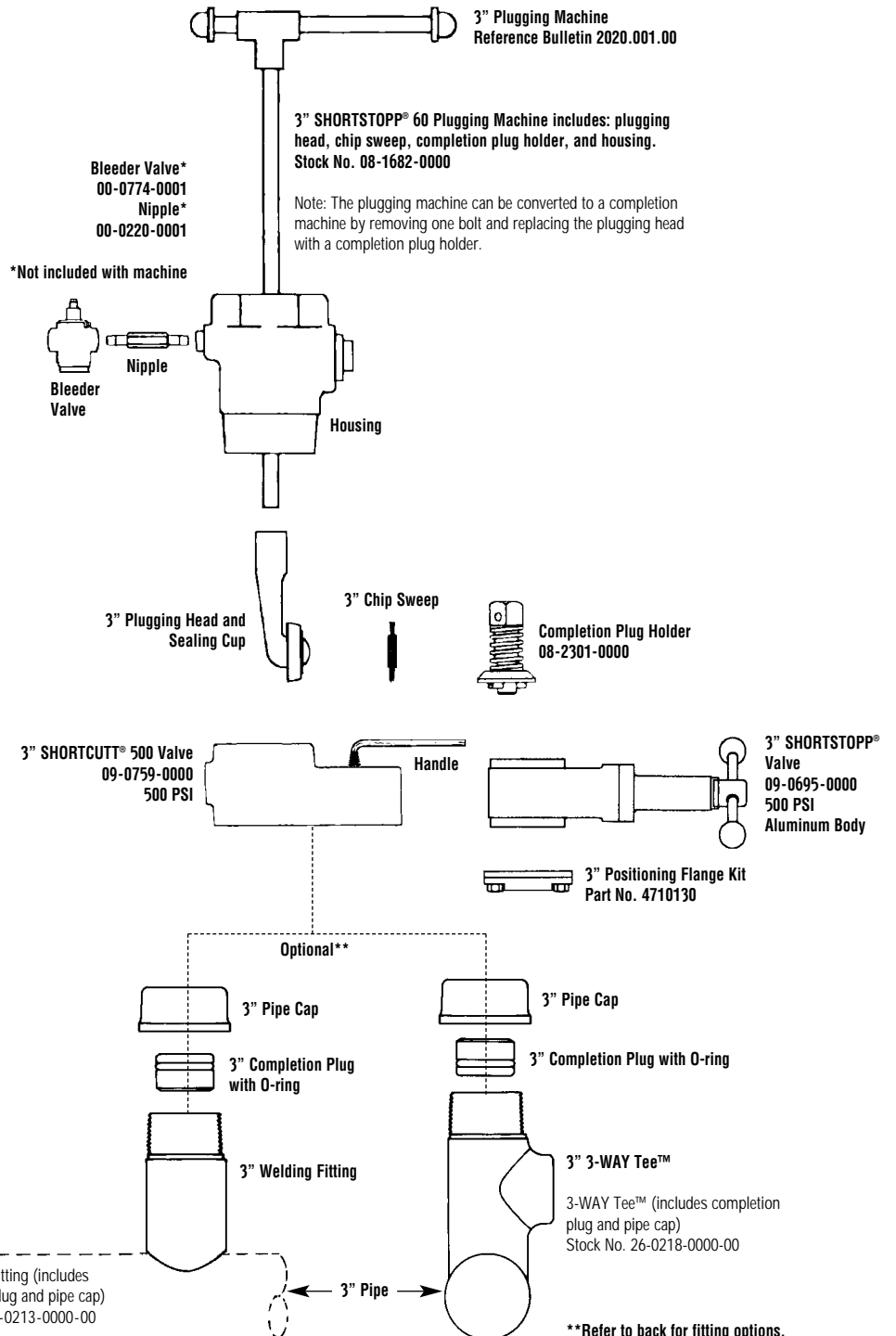
Supersedes: n/a

Data Sheet No. SS60-3

Tapping



Plugging





T. D. Williamson, Inc.

Data Sheet No. **SS60-3**

Fittings

Tapping and *SHORTSTOPP*[®] 60 Plugging Machine 3" Gas Main



■ **Welding Fitting**
See Bulletin 2100.003.00



■ **Spherical 3-WAY Tee™**
See Bulletin 2100.007.00



■ **3-WAY Tee™**
See Bulletin 2100.002.00

■ Note: Consult your TDW representative for additional fitting options.

Tapping and SHORTSTOPP® 60 Plugging Machine

Equipment Needed to Plug a 4" Gas Main



T. D. Williamson, Inc.

Data Sheet No. **SS60-4**

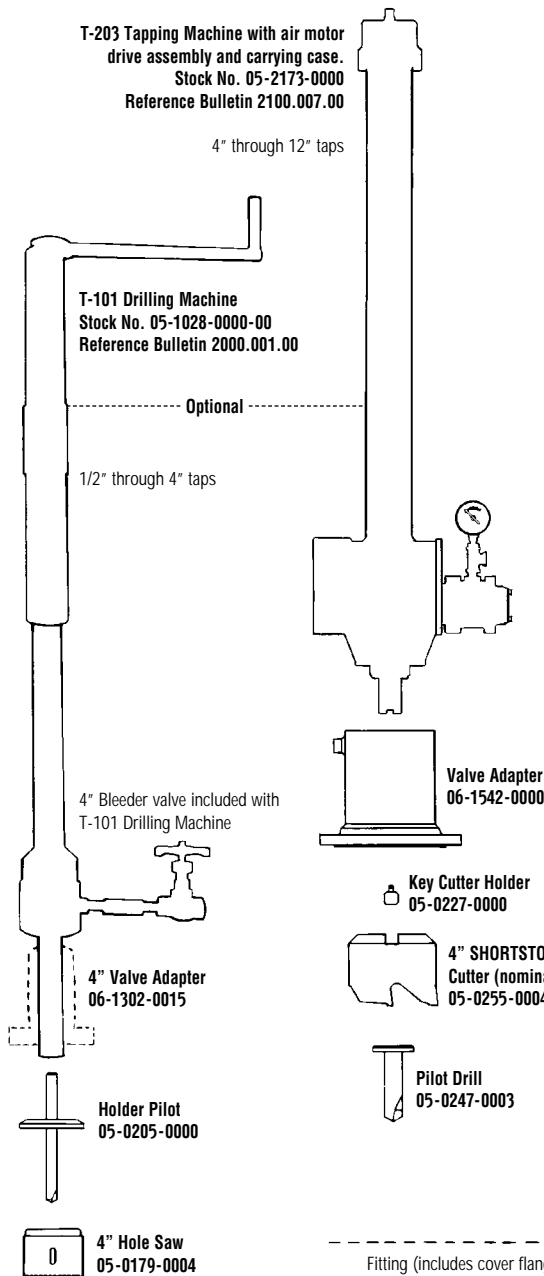
Date: March 1999

Supersedes: n/a

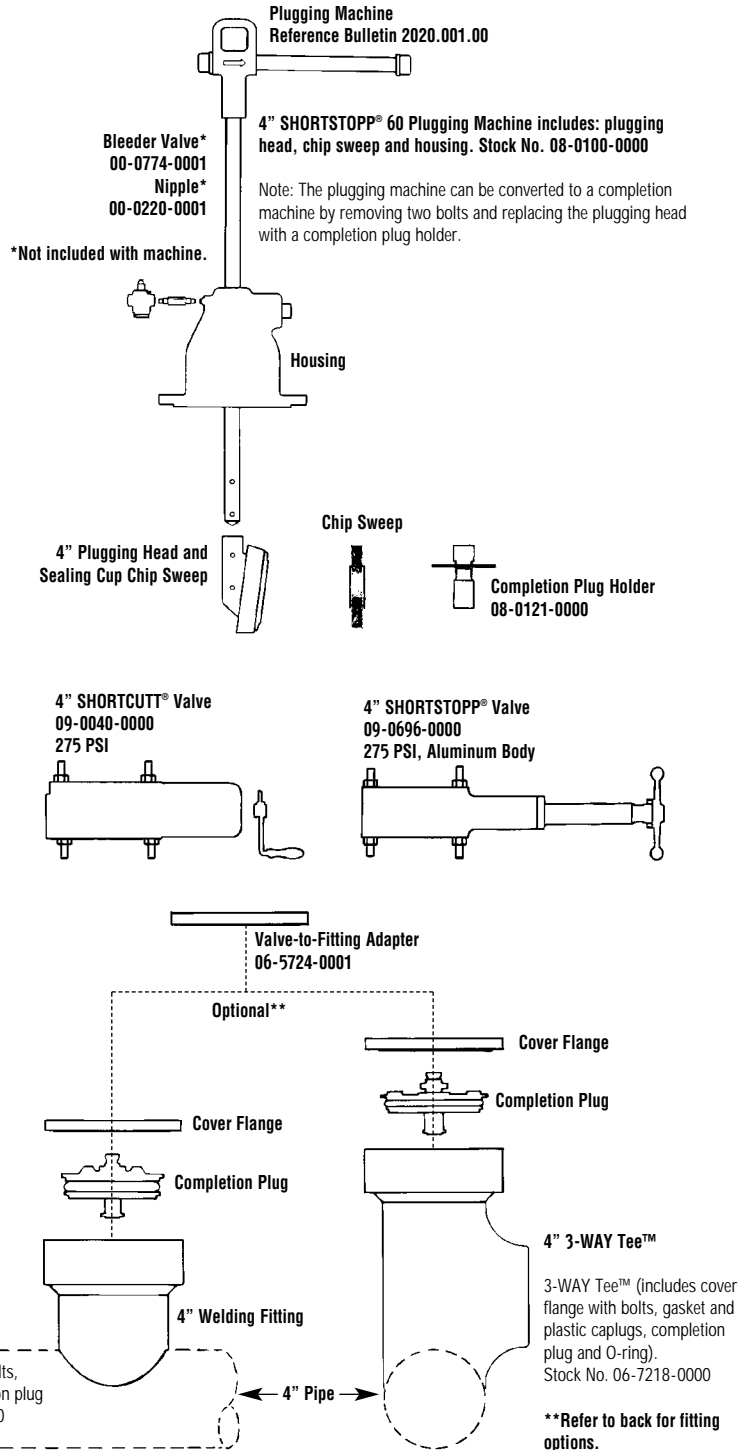
Data Sheet No. SS60-4

Tapping

■ Note: Either the T-101 or T-203 Tapping Machine is recommended for 4" taps.



Plugging





T. D. Williamson, Inc.

Data Sheet No. **SS60-4**

Fittings

Tapping and **SHORTSTOPP® 60** Plugging Machine 4" Gas Main



■ **Welding Fitting**
See Bulletin 2100.003.00



■ **Spherical 3-WAY Tee™**
See Bulletin 2100.007.00



■ **3-WAY Tee™**
See Bulletin 2100.002.00



■ **Mechanical SHORTSLEEVE™ Fitting**
See Bulletin 2100.001.00

■ Note: Consult your TDW representative for additional fitting options.

Tapping and SHORTSTOPP® 60 Plugging Machine

Equipment Needed to Plug a 6" Gas Main



T. D. Williamson, Inc.

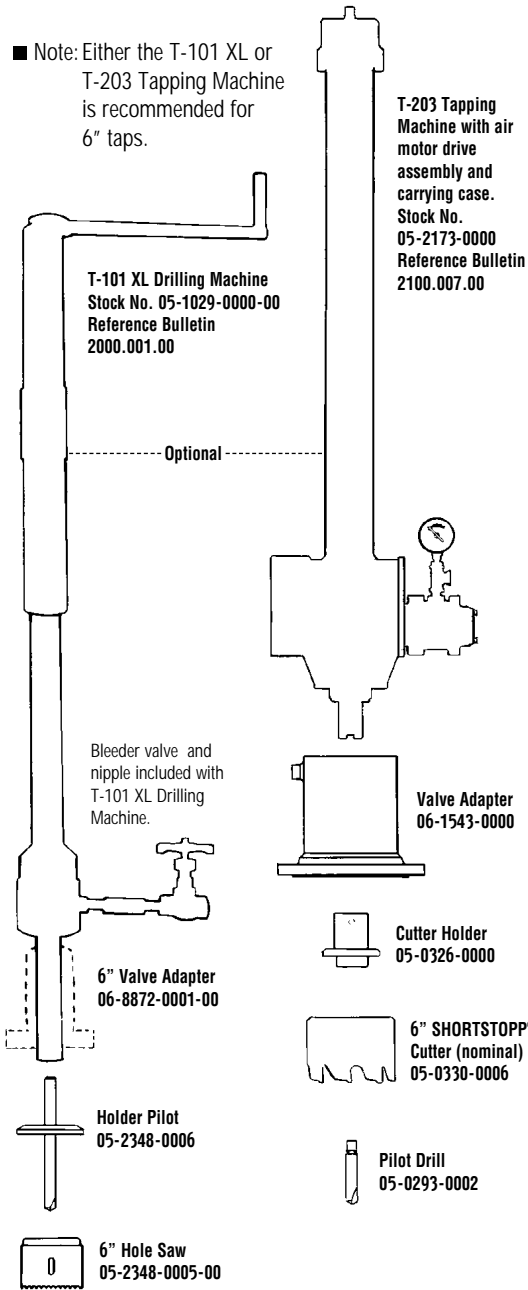
Data Sheet No. **SS60-6**

Date: March 1999

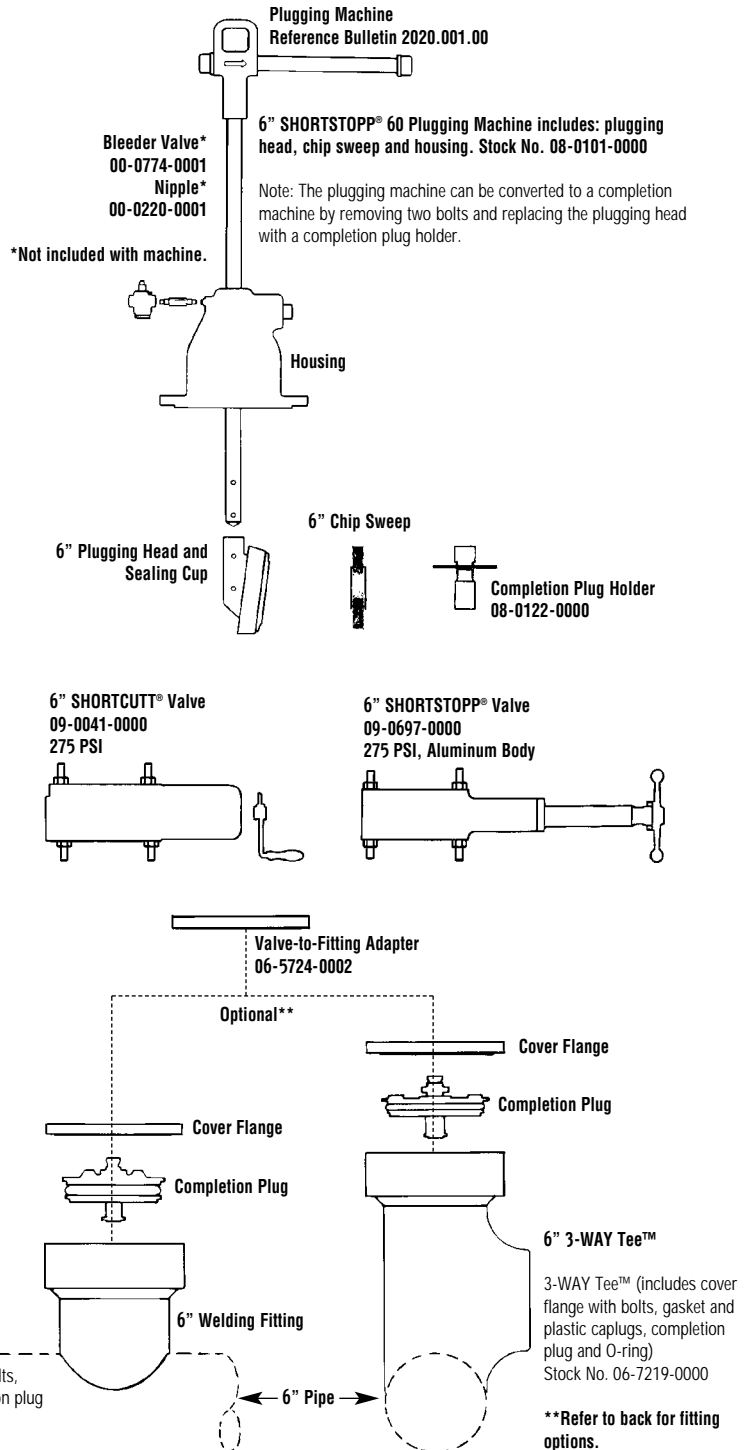
Supersedes: n/a

Tapping

■ Note: Either the T-101 XL or T-203 Tapping Machine is recommended for 6" taps.



Plugging



Data Sheet No. SS60-6



T. D. Williamson, Inc.

Data Sheet No. **SS60-6**

Fittings

Tapping and **SHORTSTOPP® 60** Plugging Machine 6" Gas Main



■ **Welding Fitting**
See Bulletin 2100.003.00



■ **Spherical 3-WAY Tee™**
See Bulletin 2100.007.00

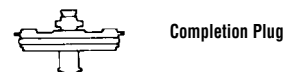
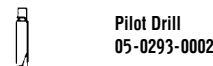

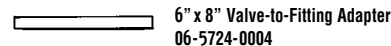


■ **3-WAY Tee™**
See Bulletin 2100.002.00



■ **Mechanical SHORTSLEEVE™ Fitting**
See Bulletin 2100.001.00

■ Note: If you already have 8" SHORTSTOPP® plugging equipment, the additional accessories shown below are all you need to plug 6" mains (plus Welding Fittings).



■ Note: Consult your TDW representative for additional fitting options.

Tapping and SHORTSTOPP® 60 Plugging Machine

Equipment Needed to Plug a 8" Gas Main



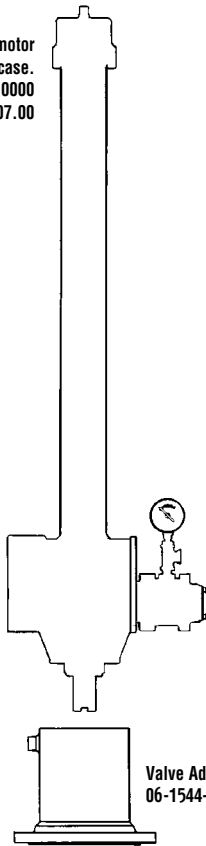
T. D. Williamson, Inc.

Data Sheet No. **SS60-8**
Date: March 1999
Supersedes: n/a

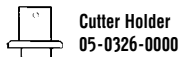
Tapping

- Note: If you need 6" SHORTSTOPP® plugging equipment, see back of Product Data Sheet.

T-203 Tapping Machine with air motor drive assembly and carrying case.
Stock No. 05-2173-0000
Reference Bulletin 2100.007.00



Valve Adapter
06-1544-0000



Cutter Holder
05-0326-0000



8" SHORTSTOPP®
Cutter (nominal)
05-0330-0008



Pilot Drill
05-0293-0003

Plugging

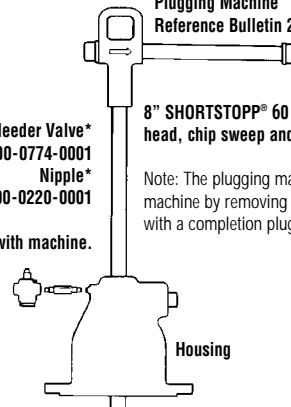
Plugging Machine
Reference Bulletin 2020.001.00

Bleeder Valve*
00-0774-0001
Nipple*
00-0220-0001

*Not included with machine.

8" SHORTSTOPP® 60 Plugging Machine includes: plugging head, chip sweep and housing. Stock No. 08-0102-0000

Note: The plugging machine can be converted to a completion machine by removing two bolts and replacing the plugging head with a completion plug holder.




8" Chip Sweep


8" Plugging Head and Sealing Cup



Completion Plug Holder
08-0123-0000

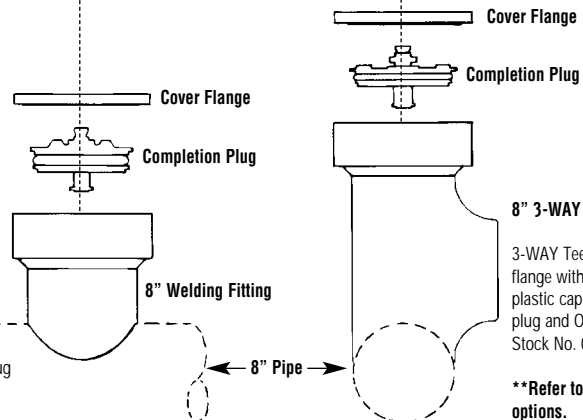


8" SHORTCUTT® Valve
09-0042-0000
275 PSI



Valve-to-Fitting Adapter
06-5724-0003

Optional**



Cover Flange

Completion Plug

Cover Flange

Completion Plug

8" Welding Fitting

8" 3-WAY Tee™

3-WAY Tee™ (includes cover flange with bolts, gasket and plastic caplugs, completion plug and O-ring)
Stock No. 06-7220-0000

Fitting (includes cover flange with bolts, gasket and plastic caplugs, completion plug and O-ring) Stock No. 06-7215-0000

8" Pipe

**Refer to back for fitting options.



T. D. Williamson, Inc.

Data Sheet No. **SS60-8**

Fittings

Tapping and **SHORTSTOPP® 60** Plugging Machine 8" Gas Main



■ **Welding Fitting**
See Bulletin 2100.003.00



■ **Spherical 3-WAY Tee™**
See Bulletin 2100.007.00





■ **3-WAY Tee™**
See Bulletin 2100.002.00




■ **Mechanical SHORTSLEEVE™ Fitting**
See Bulletin 2100.001.00

■ Note: If you already have 8" **SHORTSTOPP®** plugging equipment, the additional accessories shown below are all that are needed to plug 6" mains (plus Welding Fittings).

 6" x 8" Valve-to-Fitting Adapter
06-5724-0004

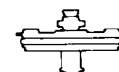
 6" **SHORTSTOPP®** Cutter
(nominal)
05-0330-0006

 Pilot Drill
05-0293-0002

 Completion Plug Holder
08-0122-0000

 6" Plugging Head with Sealing Cup and Chip Sweep
08-0326-0000

 Cover Flange

 Completion Plug

 **Welding Fitting**
6" Welding Fitting includes:
cover flange with bolts, gasket
and plastic caplugs, completion
plug and O-ring.
Stock No. 06-5713-0000

■ Note: Consult your TDW representative for additional fitting options.

Tapping and SHORTSTOPP® 60 Plugging Machine

Equipment Needed to Plug a 10" Gas Main



T. D. Williamson, Inc.

Data Sheet No. **SS60-10**

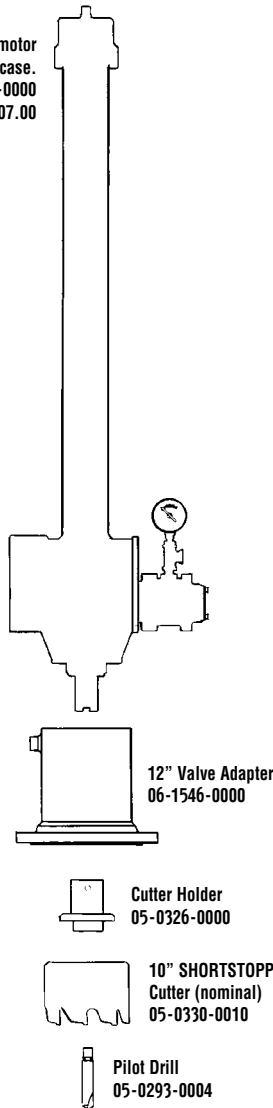
Date: March 1999

Supersedes: n/a

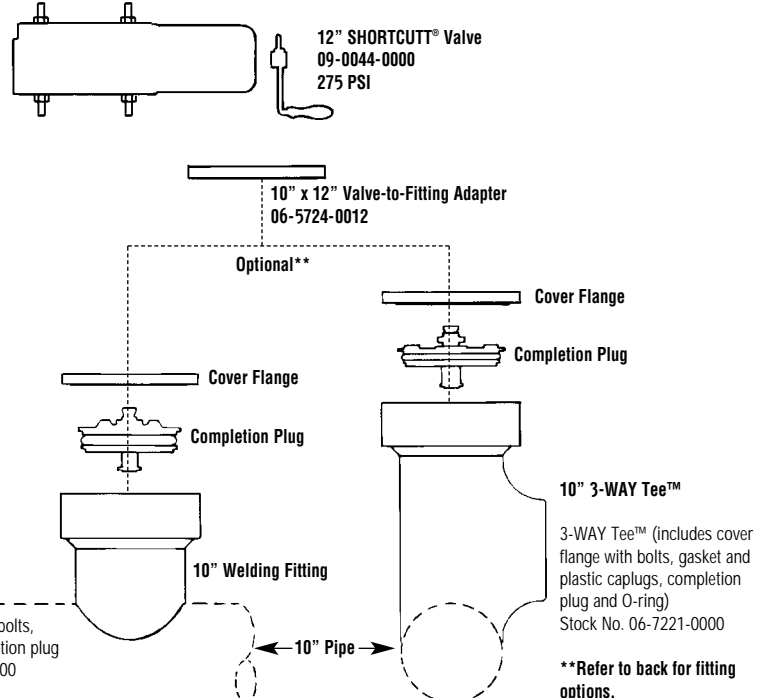
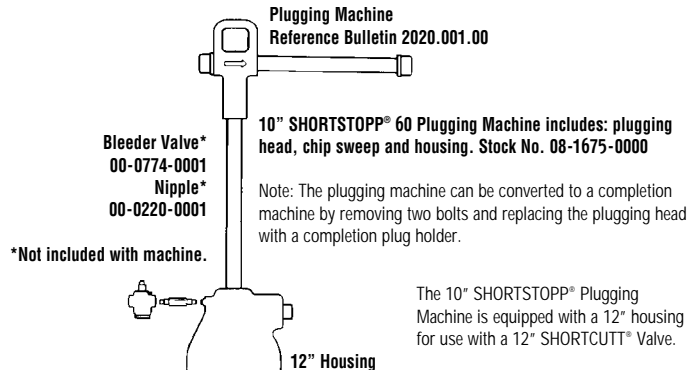
Tapping

- Note: If you have 12" SHORTSTOPP® plugging equipment, see back of Product Data Sheet.

T-203 Tapping Machine with air motor drive assembly and carrying case.
Stock No. 05-2173-0000
Reference Bulletin 2100.007.00



Plugging



Data Sheet No. SS60-10



T. D. Williamson, Inc.

Data Sheet No. **SS60-10**

Fittings

Tapping and **SHORTSTOPP® 60** Plugging Machine 10" Gas Main



■ **Welding Fitting**
See Bulletin 2100.003.00



■ **Spherical 3-WAY Tee™**
See Bulletin 2100.007.00




■ **3-WAY Tee™**
See Bulletin 2100.002.00





■ **Mechanical SHORTSLEEVE™ Fitting**
See Bulletin 2100.001.00

■ Note: Consult your TDW representative for additional fitting options.

■ Note: If you already have 12" **SHORTSTOPP®** plugging equipment, the additional accessories shown below are all that are needed to plug 10" mains (plus Welding Fittings).

 **10" x 12" Valve-to-Fitting Adapter**
06-5724-0012


 **10" **SHORTSTOPP®** Cutter (nominal)**
05-0330-0010

 **Pilot Drill**
05-0293-0004

 **Completion Plug Holder**
08-0124-0000

  **10" Plugging Head, Sealing Cup and Chip Sweep**
08-0328-0000

 **Cover Flange**

 **Completion Plug**

 **Welding Fitting**
10" Welding Fitting includes:
cover flange with bolts, gasket and plastic caplugs, completion plug and O-ring.
Stock No. 06-7216-0000

10" **SHORTCUTT®** Valve not available. The 10" **SHORTSTOPP®** Plugging Machine is equipped with 12" housing for use with 12" **SHORTCUTT®** Valve and 10" x 12" adapter.

Data Sheet No. **SS60-10**

Tapping and SHORTSTOPP® 60 Plugging Machine

Equipment Needed to Plug a 12" Gas Main



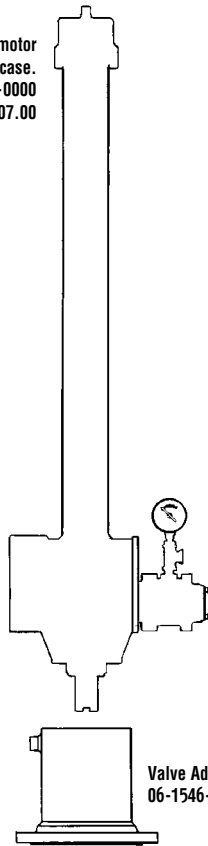
T. D. Williamson, Inc.

Data Sheet No. **SS60-12**
Date: March 1999
Supersedes: n/a

Tapping

- Note: If you have 10" SHORTSTOPP® plugging equipment, see back of Product Data Sheet.

T-203 Tapping Machine with air motor drive assembly and carrying case.
Stock No. 05-2173-0000
Reference Bulletin 2100.007.00



Valve Adapter
06-1546-0000



Cutter Holder
05-0326-0000



12" SHORTSTOPP®
Cutter (nominal)
05-0330-0012



Pilot Drill
05-0247-0004

Plugging

Plugging Machine
Reference Bulletin 2020.001.00

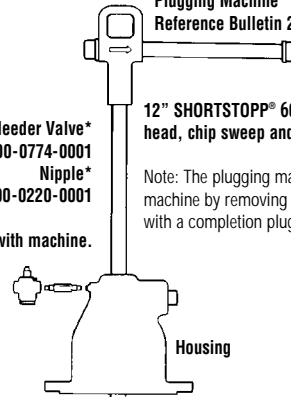
Bleeder Valve*
00-0774-0001
Nipple*
00-0220-0001

*Not included with machine.

12" SHORTSTOPP® 60 Plugging Machine includes: plugging head, chip sweep and housing. Stock No. 08-0104-0000

Note: The plugging machine can be converted to a completion machine by removing two bolts and replacing the plugging head with a completion plug holder.

The 10" SHORTSTOPP® Plugging Machine is equipped with a 12" housing for use with a 12" SHORTCUTT® Valve.



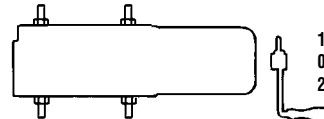
Housing

12" Plugging Head and Sealing Cup

12" Chip Sweep



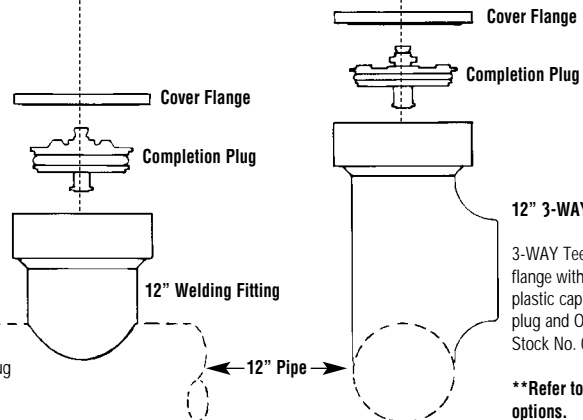
Completion Plug Holder
08-0125-0000



12" SHORTCUTT® Valve
09-0044-0000
275 PSI

Valve-to-Fitting Adapter
06-5724-0011

Optional**



Cover Flange

Completion Plug

Cover Flange

Completion Plug

12" Welding Fitting

12" 3-WAY Tee™

3-WAY Tee™ (includes cover flange with bolts, gasket and plastic caplugs, completion plug and O-ring)
Stock No. 06-7222-0000

Fitting (includes cover flange with bolts, gasket and plastic caplugs, completion plug and O-ring) Stock No. 06-7217-0000

**Refer to back for fitting options.



T. D. Williamson, Inc.

Data Sheet No. **SS60-12**

Fittings

Tapping and **SHORTSTOPP® 60** Plugging Machine 12" Gas Main



■ **Welding Fitting**
See Bulletin 2100.003.00



■ **Spherical 3-WAY Tee™**
See Bulletin 2100.007.00




■ **3-WAY Tee™**
See Bulletin 2100.002.00




■ **Mechanical SHORTSLEEVE™ Fitting**
See Bulletin 2100.001.00

■ Note: Consult your TDW representative for additional fitting options.

■ Note: If you already have 12" **SHORTSTOPP®** plugging equipment, the additional accessories shown below are all that are needed to plug 10" mains (plus Welding Fittings).

 **10" x 12" Valve-to-Fitting Adapter**
06-5724-0012


 **10" **SHORTSTOPP®** Cutter (nominal)**
05-0330-0010

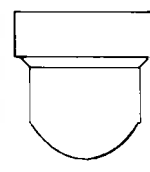
 **Pilot Drill**
05-0293-0004

 **Completion Plug Holder**
08-0124-0000

 **10" Plugging Head, Sealing Cup and Chip Sweep**
08-0328-0000

 **Cover Flange**

 **Completion Plug**

 **Welding Fitting**
10" Welding Fitting includes:
cover flange with bolts, gasket and plastic caplugs, completion plug and O-ring.
Stock No. 06-7216-0000

10" **SHORTCUTT®** Valve not available. The 10" **SHORTSTOPP®** Plugging Machine is equipped with 12" housing for use with 12" **SHORTCUTT®** Valve and 10" x 12" adapter.

Data Sheet No. **SS60-12**